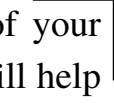
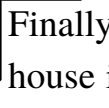



## **Basic Roof Inspection Tips**

Taking care of the roof of your house is an essential part of home maintenance that cannot be overlooked. A well-maintained roof is essential for protecting the home from water damage, as well as keeping the house looking great and functioning correctly. In this essay, we will discuss the steps for taking care of the roof of your house. The first step for taking care of the roof of your house is inspecting it regularly.

It is recommended to inspect the roof at least twice a year, preferably in the spring and fall. Inspecting the roof will allow you to identify any potential problems before they become more serious. When inspecting the roof, look for any signs of damage such as loose shingles, cracked tiles, or missing pieces. Make sure to check the flashing and seals around chimneys, vents, and other roof protrusions. If you notice any damage, you should contact a professional contractor to repair it. The second step for taking care of the roof of your house is regularly cleaning it. Cleaning the roof will help to remove any debris, leaves, and dirt that can accumulate over time. It is best to use a soft bristled broom and a garden hose to gently remove the debris from the roof. Make sure to be careful not to damage any of the shingles or tiles while cleaning. The third step for taking care of the roof of your house is sealing any cracks or gaps. If you notice any cracks or gaps in the roof, you should immediately seal them. This will help to prevent any water from leaking into the home and causing damage. Make sure to use a quality sealant that is designed for roofs.



Finally, the fourth step for taking care of the roof of your house is applying a protective coating. This coating will help to protect the roof from the elements and prolong its life. Every few years, you should apply a fresh coat of protective coating to the roof. Make sure to follow the manufacturer's instructions when applying the coating. In conclusion, taking care of the roof of your house is essential for protecting the home from water damage and keeping it looking great. By regularly inspecting, cleaning, sealing any cracks, and applying protective coating, you can ensure that your roof remains in top condition for many years to come.

1. Check for damaged or aging shingles and tiles
  2. Check for exposed nail heads
  3. Check for moss and algae growth
  4. Look for signs of water damage
  5. Check for loose flashing
  6. Check for holes or cracks in the roof
  7. Inspect for chimney, skylight, and vent leaks
  8. Check for proper ventilation
  9. Examine gutters, downspouts, and roof valleys
  10. Look for signs of sagging or warping
- 
- 